



Trees are an important part of the environment that beautify our neighborhoods and communities. Trees too close to power lines can become a hazard and contribute to power outages. Tree limbs and branches hitting or falling on overhead utility lines during a storm are among the most common causes of power outages. With a little planning and proper maintenance, trees and power lines can safely co-exist. AES Ohio wants to work together to maintain the safety and reliability of your electric service. Each year AES Ohio trims trees along 2,100 miles of overhead distribution power lines to maintain the reliability of our electricity system. This brochure was created to provide you with helpful tips to consider when landscaping your property.

Visit the National Arbor Day Foundation for information to help you choose the right tree for your property. Remember, you cannot plant trees on utility right-of-ways.

[www.arborday.org](http://www.arborday.org)

## Emerald ash borer

Ash trees that have been infested by the Emerald Ash Borer are particularly a problem in the Miami Valley. The ash tree-killing insects have spread to 63 Ohio counties since first being identified in 2003 in Ohio. The infestation threatens 3.8 billion ash trees in the state. Ash trees damaged by the insects become unstable and may fall at any time, posing a danger to people, property and power lines. The trees can grow to be more than 60 feet tall and they can fall on a line and cause a power outage.



For more information about the Emerald Ash Borer, please see our website at [www.aes-ohio.com/righttree](http://www.aes-ohio.com/righttree). AES Ohio trims tree limbs in and along its “right of way” year-round to prevent power outages. That right of way allows utilities to clear vegetation and trim trees around power lines. Tree trimming improves the reliability of the electrical system, especially during high-wind or ice storms that can cause tree limbs and branches to break and fall.

## FIND OUT MORE

Line Clearance Office – [888-582-3213](tel:888-582-3213)

*For information about AES Ohio’s line clearance program*

Nationwide “Call Before You Dig” – [811](tel:811)

*For underground line location*

AES Ohio Customer Service:

Residential: [800-433-8500](tel:800-433-8500) Business: [800-253-5801](tel:800-253-5801)

*For general customer information and billing inquiries*

To Report a Power Outage Day or Night: [877-468-8243](tel:877-468-8243)

[www.aes-ohio.com/righttree](http://www.aes-ohio.com/righttree)



# Right tree, Right place

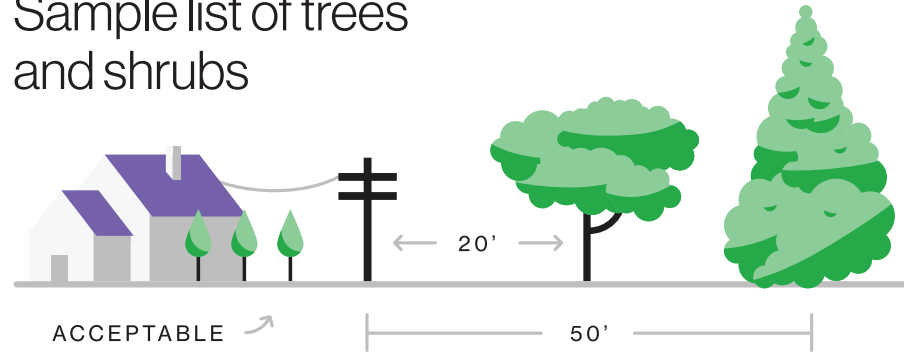
[aes-ohio.com/righttree](http://aes-ohio.com/righttree)

**aes** Ohio

# 1 Find the right tree

Trees come in all shapes and sizes and often change dramatically over their life times. Before selecting your tree, make sure you know how tall and wide the tree or shrub will be at maturity.

## Sample list of trees and shrubs

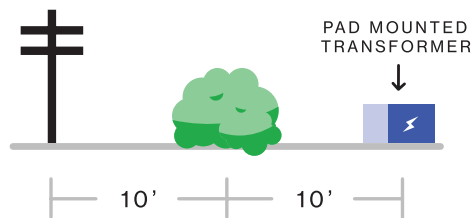


- Ornamental Trees**  
(mature height of 18' or less near utility line, outside the right-of-way, avoid planting directly under lines)
- Redbud
  - Dogwood
  - Crabapple

- Trees**  
(should be planted 20 feet from utility lines)
- Washington Hawthorn
  - Golden Rain
  - Purple leaf Maple

- Trees**  
(should be planted 50 feet from utility lines)
- Maple
  - Oak
  - Spruce
  - Pine

- Ornamental shrubs**  
(should be planted 10 feet from electric equipment and poles)
- Hydrangea
  - Forsythia
  - Weigela
  - Lilac
  - Viburnum



# 2 Choose the right spot

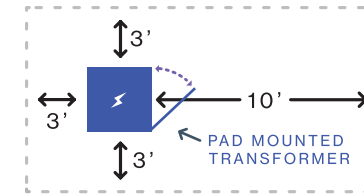
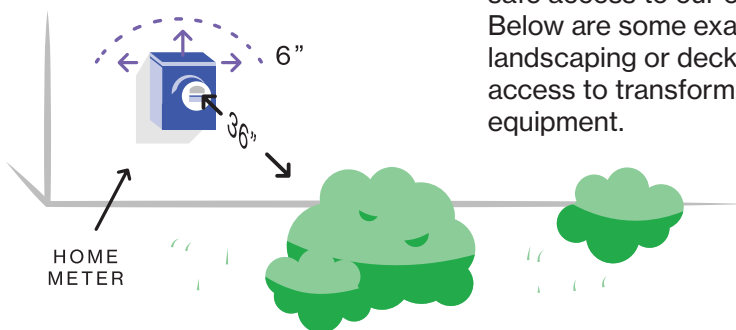
Where you plant is just as important as what type of tree you plant. You can increase energy efficiency by selecting a tree that shades your home in the summer. Be sure you plant the tree so it will continue to be a safe distance from existing utility lines as it grows to maturity. Taking the time now to consider location can prevent avoidable power disturbances for years to come.

## Planting & building near AES Ohio equipment

Be sure to maintain safe clearance when building or planting near AES Ohio equipment. In an emergency or to safely restore your power, our crews must be able to access meters and other equipment.

## Transformers and other equipment

If you have a AES Ohio transformer or other equipment on your property, AES Ohio must have easy access to ensure safe and reliable service for you. Keep walkways and work areas clear – at least 10 feet in front, three feet to the sides and rear and 25 feet above the piece of equipment – allowing our crews to safely work on the equipment. Plants, fences, decks or other structures within the service area zone may have to be removed if crews need access to our equipment. AES Ohio is not liable for damage to plants or other property prohibiting safe access to our equipment. Below are some examples of landscaping or decks blocking access to transformers and other equipment.



**UTILITY RIGHT-OF-WAYS**  
To provide you with safe and reliable electric service, we need to operate and maintain the power lines and our equipment. AES Ohio is required to clear trees and shrubs that may interfere with the safety and reliability of the electrical system. Customers should avoid planting trees on utility right-of-ways.



# 3 Put safety first



## Call before you dig

At AES Ohio, we always put safety first. It's important to avoid injury and damage to underground electrical, gas and other utility lines.

Call the Ohio Utility Protection Service (OUPS) at [800-362-2764](tel:800-362-2764) at least 2-10 business days before you start any kind of digging or construction on your property.

